

# Major and minor scales for guitar

Copyright © 2015 Bret Lowry for GuitarSix.com



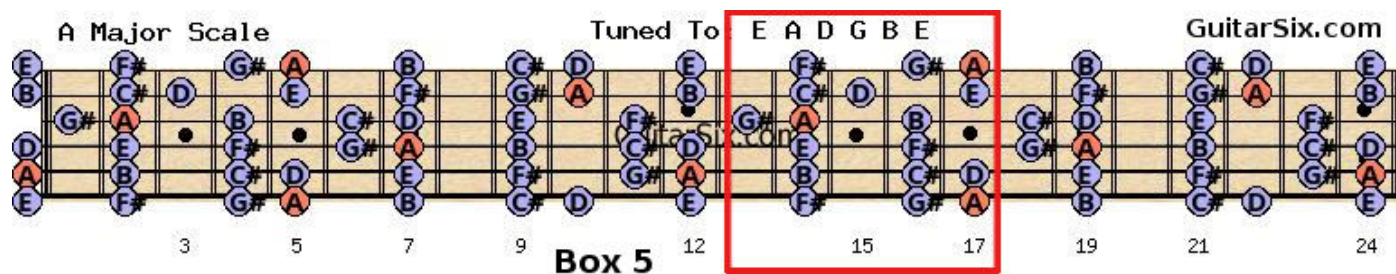
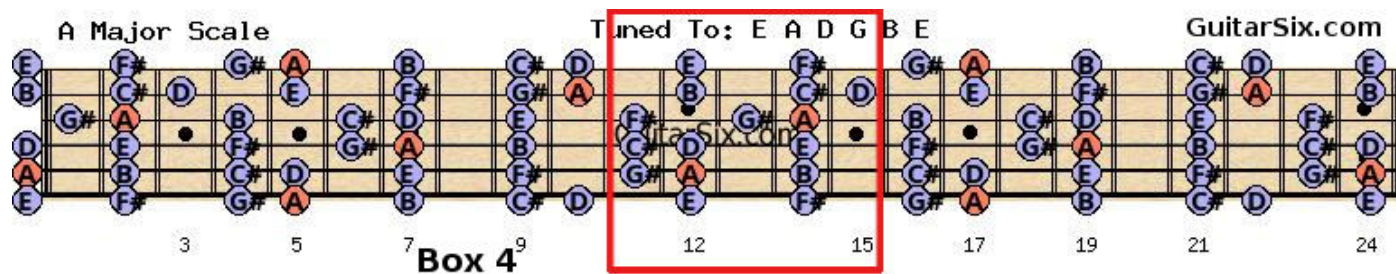
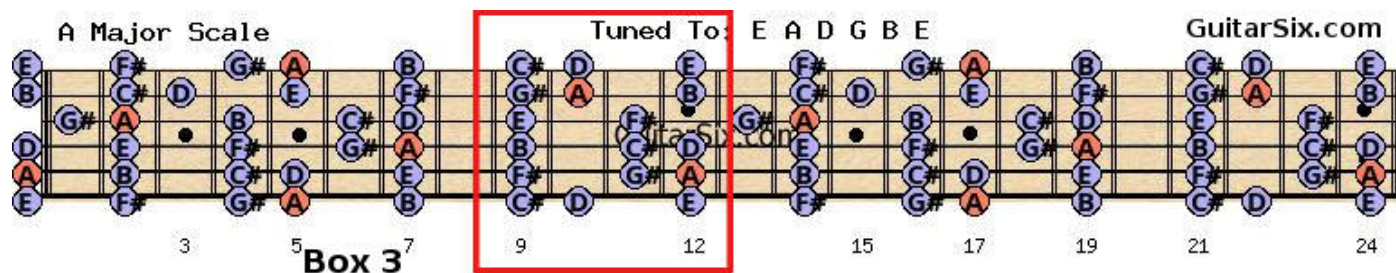
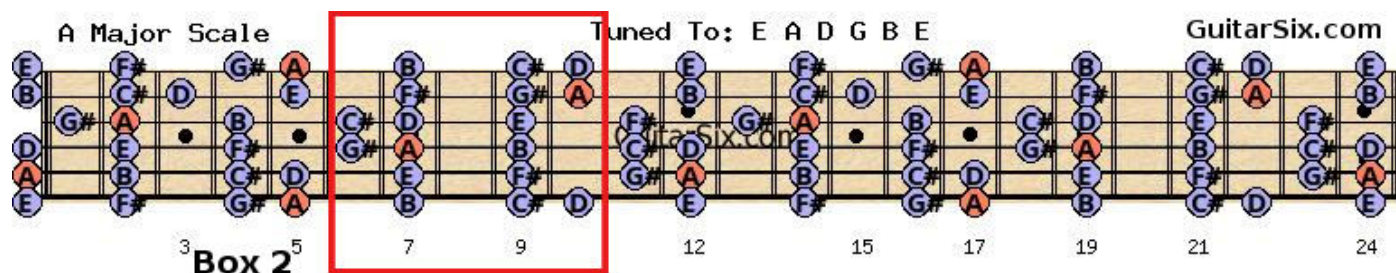
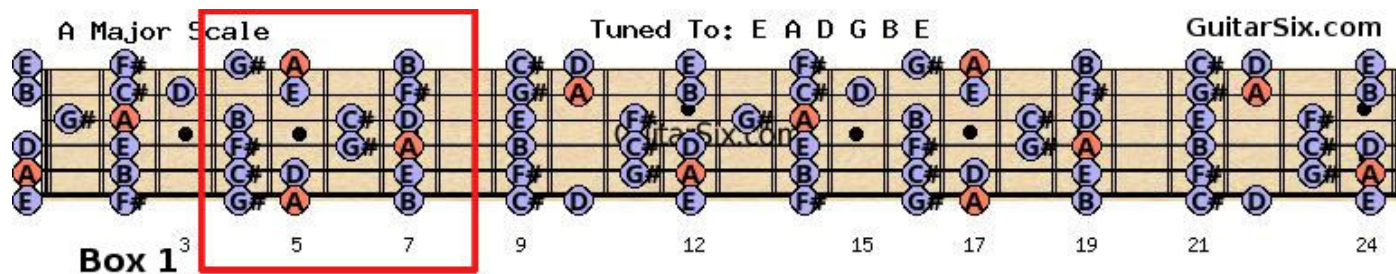
This PDF contains the diagrams for all the Major and minor scales in all keys for guitar in standard tuning.

You can get more fretboard charts in the tuning of your choice by using my interactive web app [HERE](#).

I have also included the 5 box patterns you need to learn in order to memorize the scales in all keys.

Stop by my site at [GuitarSix.com](http://GuitarSix.com) to get more free guitar goodies and PDFs!

# The 5 box patterns





## Major keys

C Major Scale Tuned To: E A D G B E

3 5 7 9 12 15 17 19 21 24

[illegible]

D Major Scale

Tuned To: E A D G B E

GuitarSix.com

The diagram illustrates the D Major Scale on a guitar fretboard, spanning from the 3rd to the 24th fret. The scale is played in two octaves, starting and ending on the D string. The notes of the D Major Scale are D, E, F#, G, A, B, and C#. The diagram shows the following fingerings and positions:

- First Octave (3rd to 9th frets):**
  - 3rd fret, D string: D (1st finger)
  - 4th fret, E string: E (2nd finger)
  - 5th fret, F# string: F# (3rd finger)
  - 5th fret, G string: G (1st finger)
  - 6th fret, A string: A (2nd finger)
  - 7th fret, B string: B (3rd finger)
  - 7th fret, C# string: C# (1st finger)
  - 8th fret, D string: D (2nd finger)
  - 9th fret, E string: E (3rd finger)
- Second Octave (12th to 24th frets):**
  - 12th fret, D string: D (1st finger)
  - 13th fret, E string: E (2nd finger)
  - 14th fret, F# string: F# (3rd finger)
  - 14th fret, G string: G (1st finger)
  - 15th fret, A string: A (2nd finger)
  - 16th fret, B string: B (3rd finger)
  - 16th fret, C# string: C# (1st finger)
  - 17th fret, D string: D (2nd finger)
  - 18th fret, E string: E (3rd finger)
  - 19th fret, F# string: F# (1st finger)
  - 20th fret, G string: G (2nd finger)
  - 21st fret, A string: A (3rd finger)
  - 22nd fret, B string: B (1st finger)
  - 23rd fret, C# string: C# (2nd finger)
  - 24th fret, D string: D (3rd finger)

The diagram also includes a watermark "GuitarSix.com" and a "GuitarSix.com" logo in the top right corner.

A Major Scale

Tuned To: E A D G B E

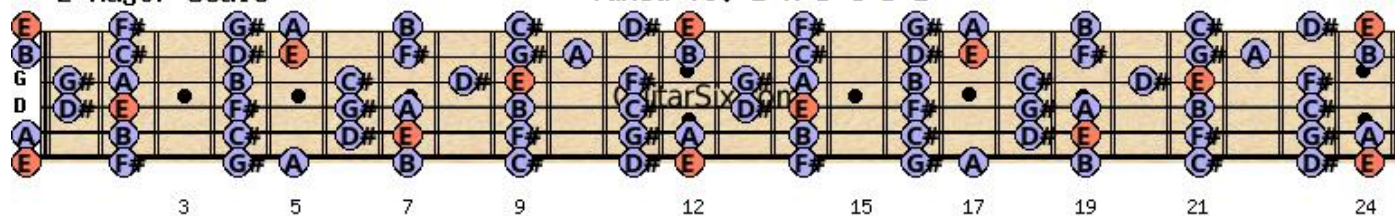
GuitarSix.com

3 5 7 9 12 15 17 19 21 24

## E Major Scale

Tuned To: E A D G B E

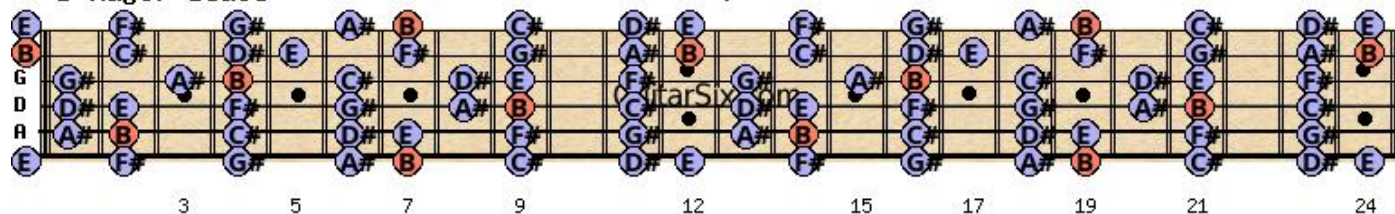
GuitarSix.com



### B Major Scale

Tuned To: E A D G B E

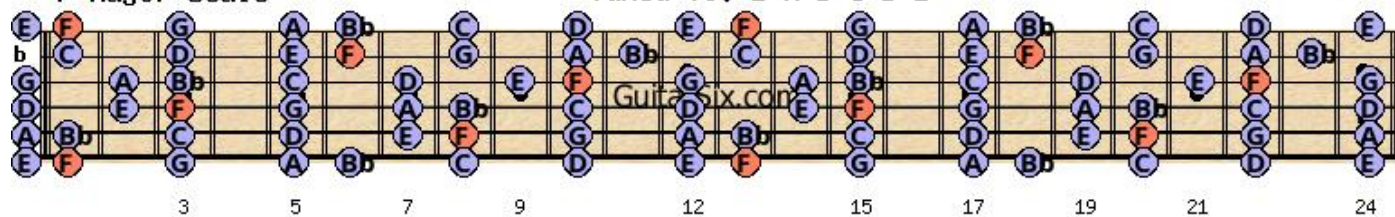
GuitarSix.com



## F Major Scale

Tuned To: E A D G B E

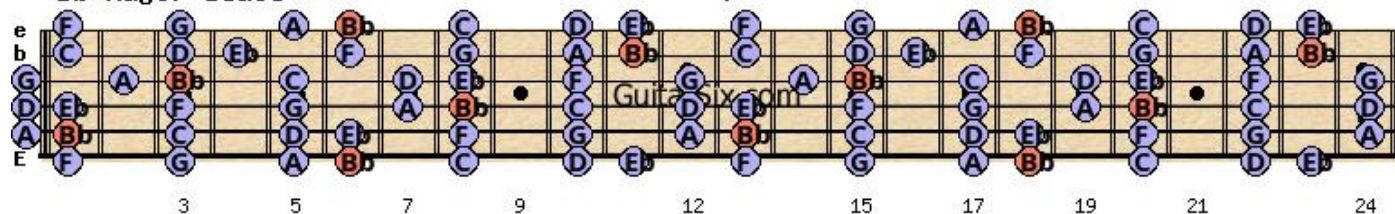
GuitarSix.com



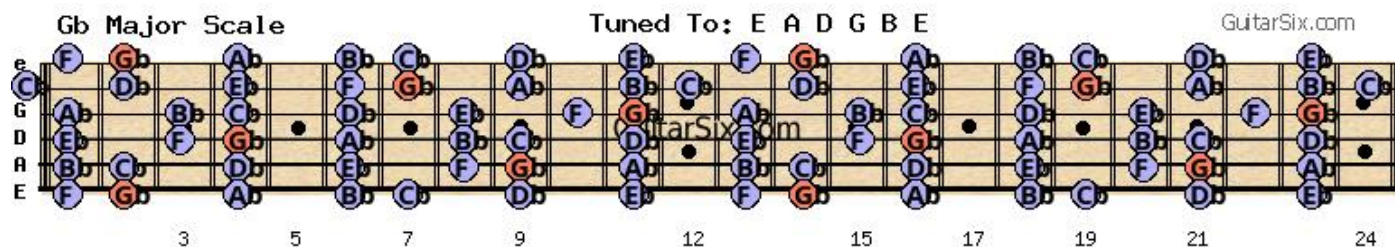
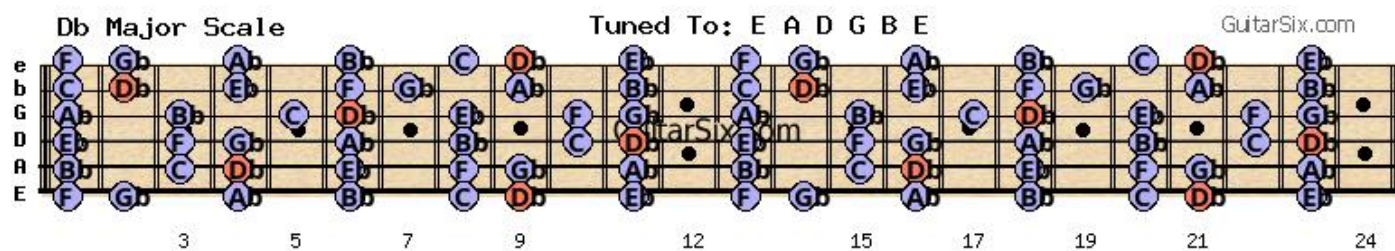
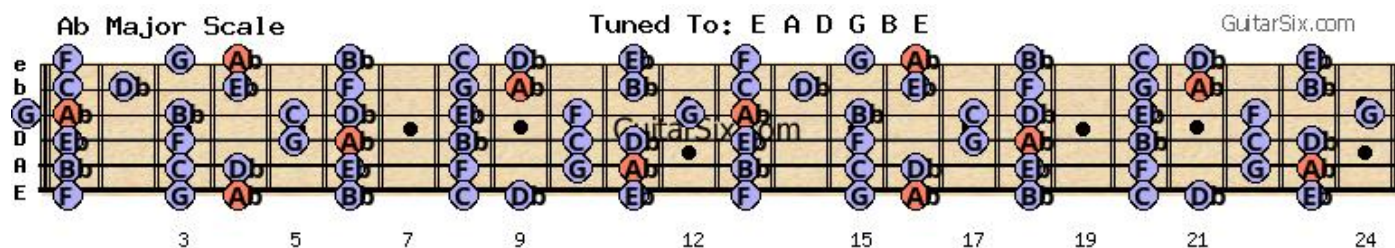
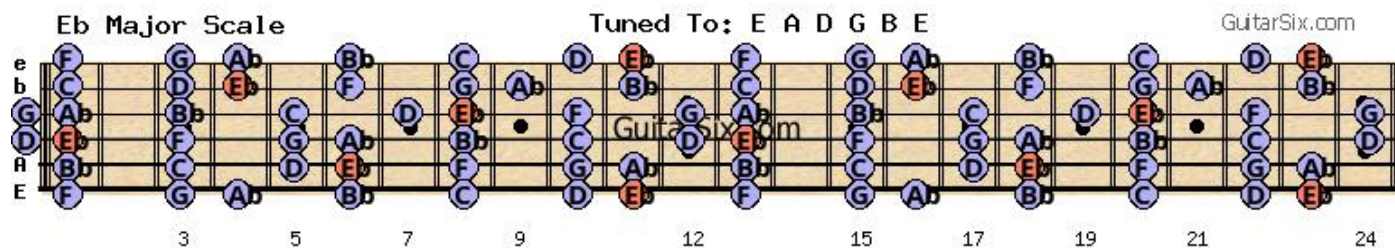
## Bb Major Scale

Tuned To: E A D G B E

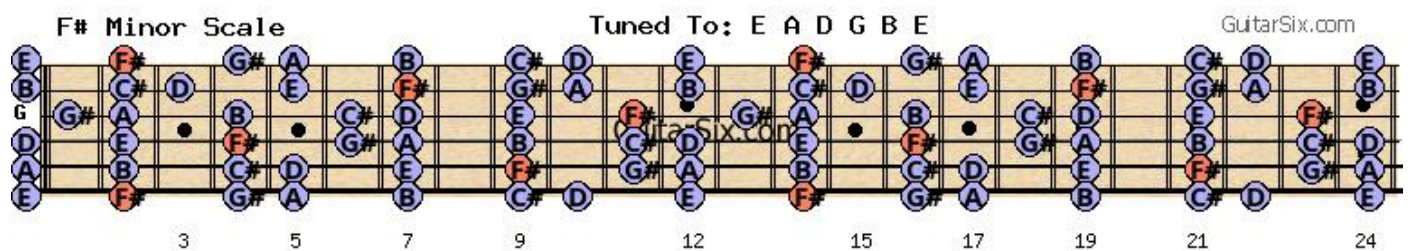
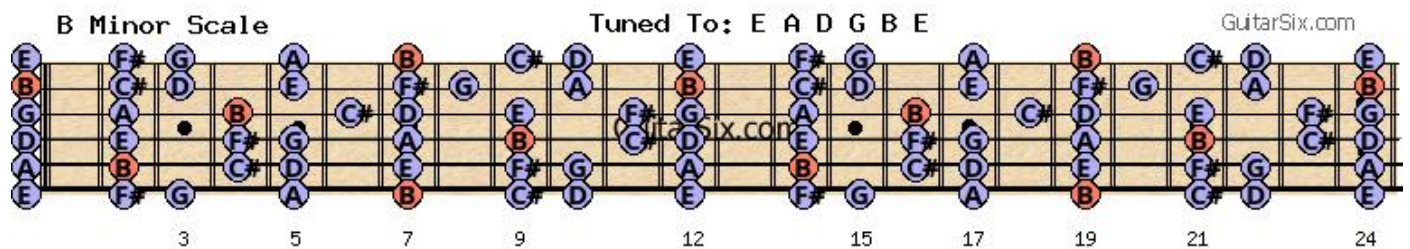
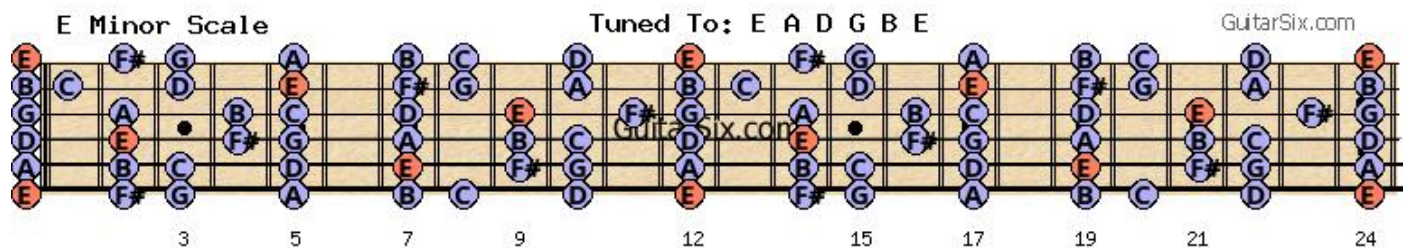
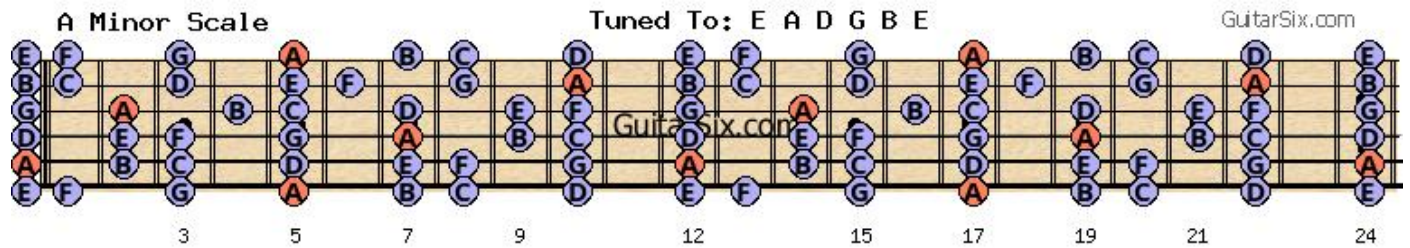
GuitarSix.com







## minor keys





**C# Minor Scale** Tuned To: E A D G B E GuitarSix.com

3 5 7 9 12 15 17 19 21 24

**G# Minor Scale** Tuned To: E A D G B E GuitarSix.com

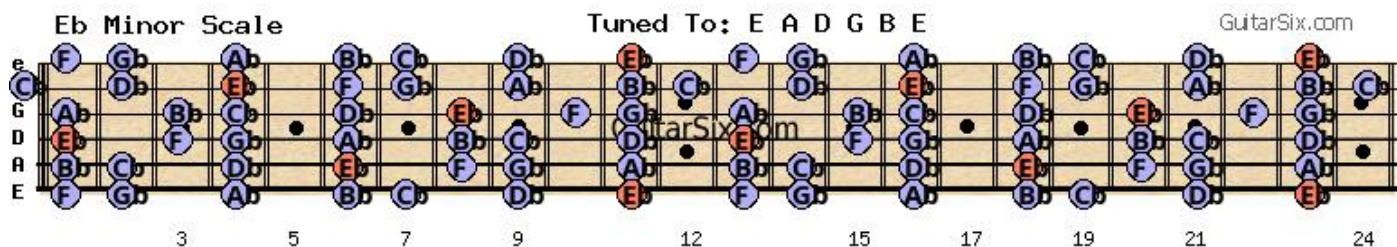
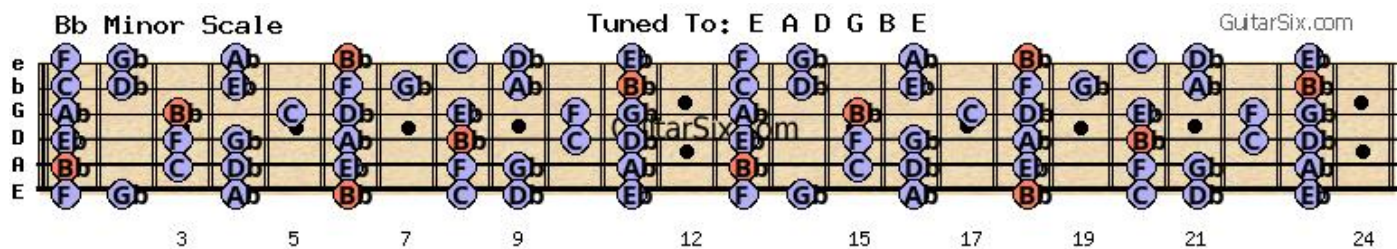
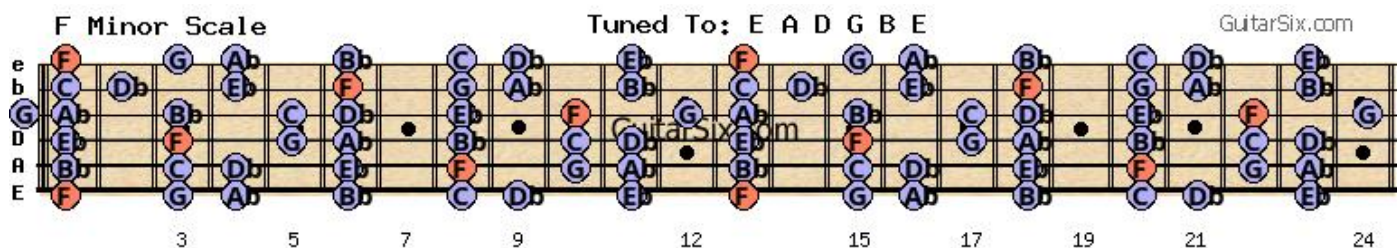
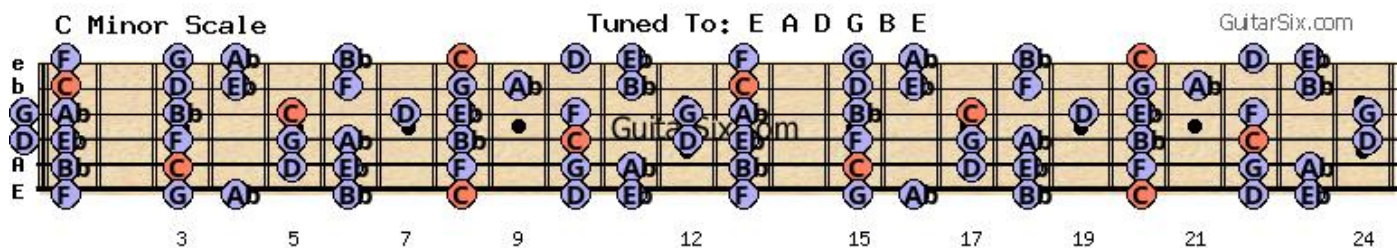
3 5 7 9 12 15 17 19 21 24

**D Minor Scale** Tuned To: E A D G B E GuitarSix.com

3 5 7 9 12 15 17 19 21 24

**G Minor Scale** Tuned To: E A D G B E GuitarSix.com

3 5 7 9 12 15 17 19 21 24



Visit:

[GuitarSix.com](http://GuitarSix.com)